


MAGNASPHERE



Special Purpose Pull Apart Switch Set MS4702/MS4702-A

- ◆ Higher Level of Security
 - ◆ Spherical Magnetism
- ◆ Resistant to Magnetic Tamper and Defeat
 - ◆ Hermetically Sealed
- ◆ Heavy Duty For Improved Durability
- ◆ Great for Marinas - Truck Docks - Any Portable Merchandise
 - ◆ 3 Foot Jacketed or Armored Cable
 - ◆ Custom Lead Lengths Upon Request
- ◆ Armored Disconnect Cable Available - See Specialty Section
 - ◆ Gray Only
 - ◆ Lifetime Warranty



MS4702/MS4702A

GEORGERISK INDUSTRIES, INC.
GRI PLAZA
KIMBALL, NE 69145



MADE IN U.S.A.

TOLL-FREE 1-800-445-5218
TOLL-FREE 1-800-523-1227
(308) 235-4645
FAX (308) 235-3561
E-MAIL: grisales@megavision.com
WEB SITE: www.grisk.com



MAGNASPHERE

INSTALLATION APPLICATIONS:

The GRI MS4702-A has three parts: the switch probe, the switch receptacle and the magnet. The MS4702-A is designed for use when standard surface mount security switches won't work due to swinging gates, free moving objects, vehicle protection, worn gates/doors or expanding metal curtains. Now you can protect products and property that is kept outdoors such as recreation vehicles, golf carts, lawn mowers, ladders, truck tractor trailer, motor boats, ATV's or a host of rental equipment. To use the Pull Apart, attach the probe receptacle to a solid surface and anchor it well. Position the receptacle and switch probe so that the probe can pull out of the receptacle easily. Don't connect it at a right angle or upside down. This will delay and/or alter the switch's ability to react to tampering and theft. Connect the appropriate zone from the alarm panel to the switch probe. Thread the armored cable through the item to be protected and insert the probe into the receptacle.

CONSTRUCTION:

Magnasphere's® patented technology utilizes the principal of *Spherical Magnetism*. The heart of the switch is a magnetic sphere, or ball contact. This sphere is housed in a durable metal housing. Completing the switch is a seal that contains the contacting electrode, insulated from the magnetic perimeter by a time proven ceramic to metal bond.

The case or seal provides the second contact point required to complete the electrical circuit.

The seal/electrode cap is welded to the housing in an inert atmosphere providing a hermetically sealed contact.

OPERATION:

In the normally open position, the magnetic sphere is attracted to the ferromagnetic portion of the seal cap, away from the electrode. Because of this attraction the switch may be positioned in any orientation and will remain open.

When an actuator magnet approaches the switch from the end of the switch opposite the electrode, the magnetic ball is attracted to this field, and "snaps" to the bottom of the case, making contact with the electrode and case, closing the switch.

Unlike a reed switch that responds to a magnet within a global activation zone, the Magnasphere® switch responds to a magnet only within a restricted zone. A magnet outside the zone pulls the ball off the center electrode to open the switch.

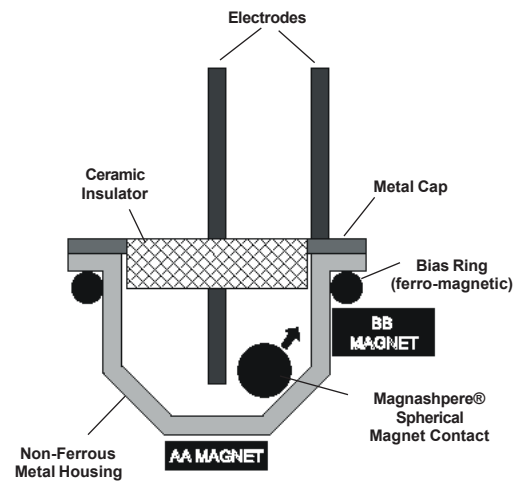
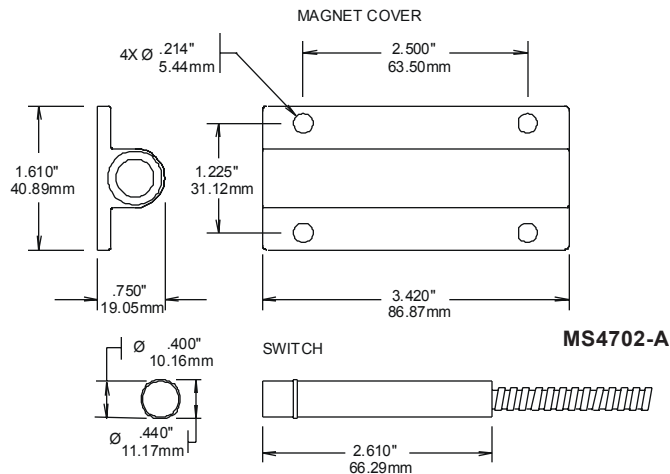
PRINCIPLES OF SPHERICAL MAGNETISM:

Finite element analysis shows magnetic flux paths of the Magnasphere® magnetic ball contact. The spherical shape is not polarity sensitive and will be attracted to either pole of the actuating magnet.

Minimum General Specifications:

PART NUMBER	LOOP TYPE	ELECTRICAL CONFIG.	FORM	MAXIMUM INITIAL CONTACT RESISTANCE	MAXIMUM CONTACT RATING	MAXIMUM SWITCHING VOLTAGE	MAXIMUM SWITCHING CURRENT
	Closed	N/O	A	.400	5 Watts	250 AC/DC	.180*

*Higher Maximum Switching Current ratings available.



CONTACT YOUR G.R.I. DISTRIBUTOR OR CALL:

GEORGE RISK INDUSTRIES, INC.
GRI PLAZA
KIMBALL, NE 69145



MADE IN U.S.A.

TOLL-FREE 1-800-445-5218
TOLL-FREE 1-800-523-1227
(308) 235-4645
FAX (308) 235-3561
E-MAIL: grisales@megavision.com
WEB SITE: www.grisk.com